

New direct drive acoustic centrifugal cabinet fans with improved airtightness, robustness, installation and reparability. Ventilation units with low noise levels, made with aluminum profiles, double thickness side panels internally lined with 25 mm thickness of fireproof fiberglass acoustic insulation (M0), backward-curved centrifugal impeller, and dynamic balancing. Can be installed in any mounting position. Standard configuration with inline airflow, but the outlet can be adjusted as needed.

Motors

CVAB

Single-phase external rotor motor 230V±10%, 50/60Hz, IP55, class F, thermal protection and speed controllable by tension. Working temperature from -40ºC to 60ºC.

CVAT

Three-phase external rotor motor 230/400V±10% 50/60Hz, IP55, class F and speed controllable by inverter. TP thermal protection type as default from factory. On demand, PTC thermal protection type.
Working temperature from -40ºC to 60ºC.
Notes:
- CVAT/4-710 model, only 400V±10% 50Hz
- CVAT/4-560 and /4-710, only can operate in 50Hz
- CVAT/4-710 and /6-800, internal rotor motor and PTC thermal protection type as default.

ATEX versions

On request, except for sizes 710 and 800, explosion-proof versions according to the ATEX Directive for three-phase models.
Working temperature from -20ºC to +40ºC.
- Flameproof - Gas
  - Ex II 2G Exd IIB T4
  - Ex II 2G Exd IIB+H2 T4 (with motor Exd IIC T4)

In the standard ATEX version, flameproof motors are supplied without thermal protection. To use with a frequency converter, request flameproof motors with PTC-type thermal protection.
- Increased Safety - Gas (must not be used with frequency converter)
  - Ex II 2G Exe IIC T3

Notes:
- To select CVAT ATEX, use performance curves or Easyvent, considering a 30% reduction in performance compared to the standard version.
- Electrical data may vary for ATEX motors.
- External dimensions may vary depending on size.



Plug Fan support with dynamically balanced backward impeller
Allows both horizontal and vertical installation and prevents accumulation of dirtness.



Airtightness, robustness, installation and reparability
Bigger isolation surface, use of rivet nuts for panel fastening, and insulating material in inlet and outlet flange.

ErP OK

Alternative fitting

Ex

Versions



Low noise level
Double thickness side panels lined with 25 mm thickness of fireproof fiberglass acoustic insulation.



IP55 external terminal box
For easy electrical connection. Sizes 710 and 800 with direct connection to motor terminal box.

Versatile configuration

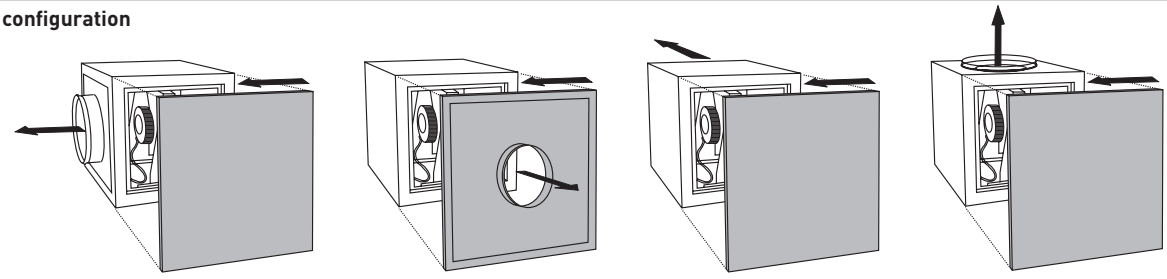

TECHNICAL CHARACTERISTICS

Before installation check that the product electrical characteristics listed on the data plate label (voltage, power, frequency, etc.) match those of the intended electrical supply.

Model	Speed (r.p.m.)	Max. abs. power (W)	Maximum absorbed current (A)		Max. airflow (m^3/h)	Sound pressure level (dB(A))*			Weight (kg)	Optional speed controller	
			Unregulated	Under regulation		Outlet	Radiated	Inlet		REB	RMB
SINGLE PHASE 4 POLE											
CVAB/4-250	1430	125	0,6	0,6	1.550	49	50	34	23	REB-1	RMB-1,5
CVAB/4-315	1440	188	0,8	1,2	2.080	53	54	38	29	REB-2,5	RMB-1,5
CVAB/4-355	1430	344	1,5	2,4	3.170	59	58	43	18	REB-5	RMB-3,5
CVAB/4-400	1420	590	2,8	3,9	4.520	63	61	47	44	REB-5	RMB-5
CVAB/4-450	1420	1016	4,3	6,3	6.620	66	65	50	70	REB-10	RMB-8

* Sound pressure level, measured in a free field, at a distance of 1.5 m, at an intermediate point of the operating curve.

Model	Speed (r.p.m.)	Max. abs. power (W)	Absorbed current (A)		Max. airflow (m^3/h)	Sound pressure level (dB(A))*			Weight (kg)	Variable frequency inverter	
			230V	400V		Outlet	Radiated	Inlet		VFTM320 MONO	VFTM320 TRI
THREE PHASE 4 POLE											
CVAT/4-250	1420	125	0,5	0,3	1.560	48	50	33	23	0,18	0,37
CVAT/4-315	1370	170	0,7	0,4	2.110	51	53	36	28	0,18	0,37
CVAT/4-355	1450	351	1,7	1	3.280	59	58	39	45	0,37	0,37
CVAT/4-400	1410	562	2,1	1,2	4.540	62	61	42	44	0,37	0,37
CVAT/4-450	1430	983	3,3	1,9	6.600	65	65	46	68	0,55	0,75
CVAT/4-500	1430	1616	5,7	3,3	8.920	71	67	54	91	1,1	1,5
CVAT/4-560	1430	2420	7,3	4,2	11.920	73	70	56	130	1,5	2,2
CVAT/4-710	1480	5320	-	9,5	19.505	81	76	71	213	-	5,5
THREE PHASE 6 POLE											
CVAT/6-560	930	947	3,6	2,1	9.920	63	61	51	123	0,75	1,1
CVAT/6-630	940	1823	6,1	3,5	14.210	69	68	58	135	1,5	1,5
CVAT/6-800	980	2976	10,4	6	18.200	72	69	65	211	2,2	3

* Sound pressure level, measured in a free field, at a distance of 1.5 m, at an intermediate point of the operating curve.

Model	VFTM	
	Single phase	Three phase
CVAT/4-250	VFTM MONO 0,18	VFTM TRI 0,37
CVAT/4-315	VFTM MONO 0,18	VFTM TRI 0,37
CVAT/4-355	VFTM MONO 0,37	VFTM TRI 0,37
CVAT/4-400	VFTM MONO 0,37	VFTM TRI 0,37
CVAT/4-450	VFTM MONO 0,55	VFTM TRI 0,75
CVAT/4-500	VFTM MONO 1,1	VFTM TRI 1,5
CVAT/4-560	VFTM MONO 1,5	VFTM TRI 2,2
CVAT/4-710	-	VFTM TRI 5,5
CVAT/6-560	VFTM MONO 0,75	VFTM TRI 1,1
CVAT/6-630	VFTM MONO 1,5	VFTM TRI 1,5
CVAT/6-800	VFTM MONO 2,2	VFTM TRI 3

DIMENSIONS (mm)

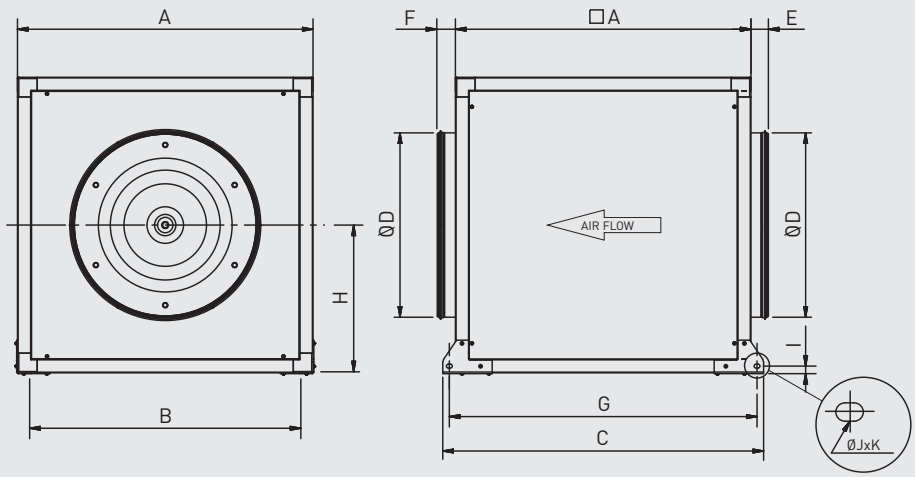

Size	A	B	C	D	E Entrance	F Exit	G	H	I	J	K
250	500	440	578	250	45	55	534	250	23	12	18
315	500	440	578	315	45	55	534	250	23	12	18
355	600	540	678	355	45	55	634	300	23	12	18
400	600	540	678	400	45	55	634	300	23	12	18
450	700	620	779	450	45	55	734	350	23	12	18
500	800	720	879	500	45	55	834	400	23	12	18
560	1000	920	1079	560	45	55	1039	500	23	12	18
630	1000	920	1079	630	45	55	1039	500	23	12	18
710	1000	920	1079	710	45	55	1039	500	23	12	18
800	1000	920	1079	800	45	55	1039	500	23	12	18

PERFORMANCE CURVES - ACOUSTIC CHARACTERISTICS

- q_v = Airflow in m^3/h.
- p_{sf} = Static pressure in Pa.
- P = Input power in W.
- SFP: Specific fan power in $W/m^3/s$ (blue curves).
- Performance data in accordance with ISO 5801 and AMCA 210-99 Standards.
- Sound power in dB(A).

CVAB/4-250

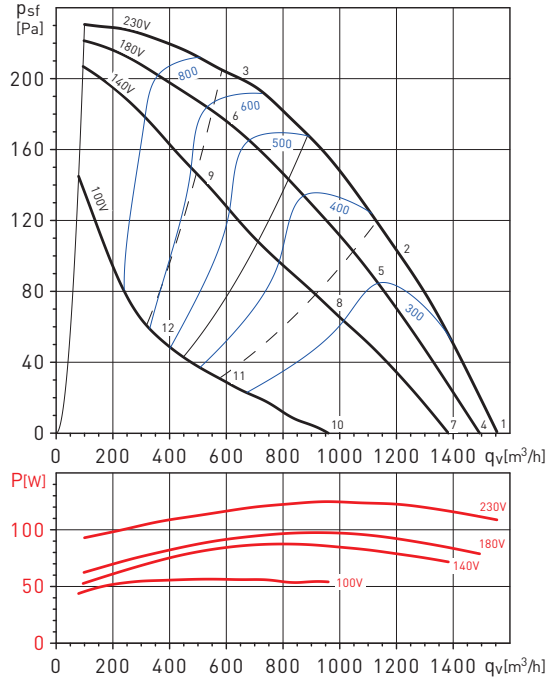

CVAB/4-315

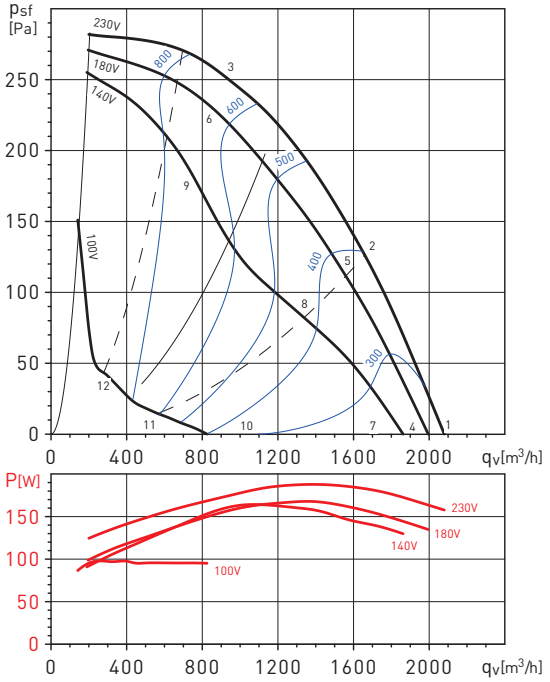

Working point		63	125	250	500	1000	2000	4000	8000	LwA
1	Inlet	34	62	59	60	60	57	60	46	68
	Outlet	29	50	54	57	60	62	61	46	67
	Radiated	28	44	45	44	43	41	49	34	53
2	Inlet	32	61	56	57	56	55	54	43	65
	Outlet	29	47	50	55	58	60	56	43	64
	Radiated	27	42	42	41	40	40	42	31	49
3	Inlet	31	61	54	57	55	54	50	42	64
	Outlet	29	48	49	65	58	59	53	42	67
	Radiated	25	43	40	39	39	39	38	30	48
4	Inlet	33	61	58	59	59	56	59	45	67
	Outlet	28	49	53	56	59	61	60	45	66
	Radiated	27	43	44	43	42	41	48	33	52
5	Inlet	31	59	55	56	55	53	52	42	64
	Outlet	28	46	49	54	57	58	54	42	62
	Radiated	26	40	40	40	39	38	41	30	48
6	Inlet	30	59	53	55	54	53	48	41	63
	Outlet	27	47	47	64	57	58	52	41	66
	Radiated	24	42	38	38	38	38	36	29	47
7	Inlet	31	60	57	58	57	54	57	43	65
	Outlet	26	47	52	55	58	60	59	43	65
	Radiated	26	41	42	42	41	39	46	31	50
8	Inlet	28	57	52	53	52	51	50	39	61
	Outlet	25	43	46	51	54	56	52	39	60
	Radiated	23	38	38	37	36	36	38	27	45
9	Inlet	28	57	51	53	51	50	46	38	60
	Outlet	25	44	45	61	55	56	49	39	63
	Radiated	21	40	36	36	35	35	34	27	44
10	Inlet	23	52	49	50	49	46	49	36	57
	Outlet	18	39	44	47	50	52	51	35	57
	Radiated	18	33	34	34	33	31	38	24	42
11	Inlet	18	47	42	44	42	41	40	30	51
	Outlet	15	33	36	41	44	46	42	29	50
	Radiated	13	28	28	27	26	26	28	18	35
12	Inlet	18	47	41	43	42	40	36	29	51
	Outlet	15	35	35	51	45	46	39	29	54
	Radiated	11	30	26	26	25	25	24	17	34

Working point		63	125	250	500	1000	2000	4000	8000	LwA
1	Inlet	37	66	63	64	63	60	63	50	71
	Outlet	32	54	58	61	64	66	65	49	71
	Radiated	32	48	48	48	47	45	52	38	56
2	Inlet	36	65	60	61	60	59	57	47	69
	Outlet	33	51	54	59	62	63	59	47	68
	Radiated	31	46	46	45	44	43	46	35	53
3	Inlet	35	65	58	60	59	58	54	46	68
	Outlet	33	52	53	69	62	63	57	46	71
	Radiated	29	47	43	43	43	43	42	34	52
4	Inlet	36	65	62	63	63	59	62	49	71
	Outlet	32	53	57	60	63	65	64	48	70
	Radiated	31	47	47	47	46	44	51	37	56
5	Inlet	35	63	59	60	59	57	56	46	68
	Outlet	32	50	53	58	60	62	58	45	66
	Radiated	30	44	44	44	43	42	44	34	52
6	Inlet	34	63	57	59	58	56	52	45	67
	Outlet	31	51	51	68	61	62	55	45	70
	Radiated	27	46	42	42	42	41	40	33	51
7	Inlet	35	64	60	61	61	58	61	47	69
	Outlet	30	51	55	58	62	64	62	47	68
	Radiated	30	45	46	45	45	43	50	35	54
8	Inlet	32	60	56	57	56	54	53	43	64
	Outlet	29	46	49	54	57	59	55	42	63
	Radiated	26	41	41	40	39	39	41	31	48
9	Inlet	31	60	54	56	55	53	49	42	64
	Outlet	28	48	48	64	58	59	52	42	66
	Radiated	24	43	39	39	38	38	37	30	47
10	Inlet	18	46	43	44	44	41	44	30	52
	Outlet	13	34	38	41	44	46	45	30	51
	Radiated	12	28	29	28	27	25	33	18	37
11	Inlet	13	41	37	38	37	35	34	24	46
	Outlet	10	28	31	35	38	40	36	23	44
	Radiated	8	22	22	22	21	20	22	12	30
12	Inlet	13	42	36	38	37	35	31	24	46
	Outlet	10	30	30	47	40	41	34	24	49
	Radiated	6	25	21	21	21	20	19	12	29

PERFORMANCE CURVES - ACOUSTIC CHARACTERISTICS

- q_v = Airflow in m^3/h.
- p_{sf} = Static pressure in Pa.
- P = Input power in W.
- SFP: Specific fan power in $W/m^3/s$ (blue curves).
- Performance data in accordance with ISO 5801 and AMCA 210-99 Standards.
- Sound power in dB(A).

CVAB/4-355

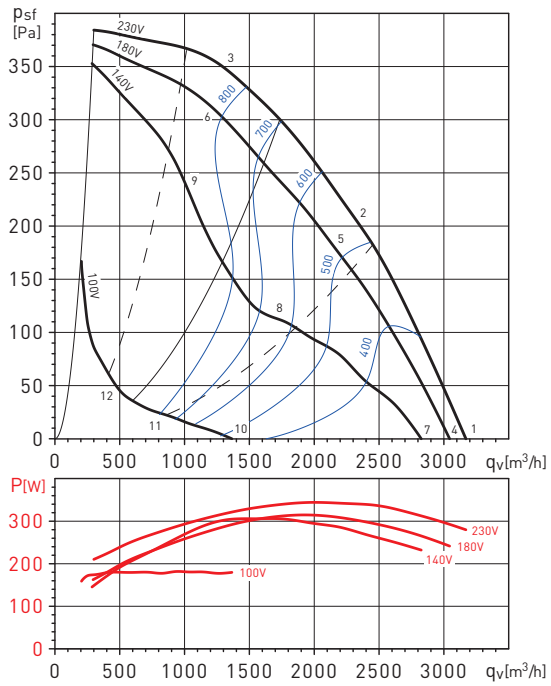

CVAB/4-400

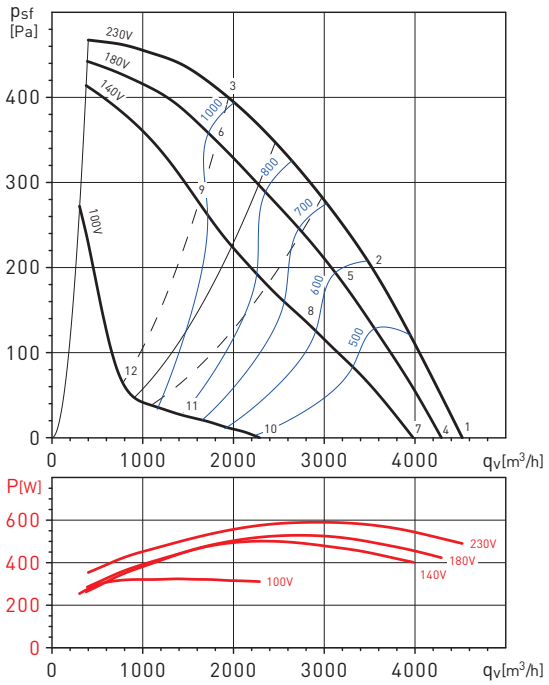

Working point		63	125	250	500	1000	2000	4000	8000	LwA
1	Inlet	41	63	68	71	68	66	65	59	75
	Outlet	37	53	60	63	73	71	66	58	76
	Radiated	32	53	57	51	58	43	44	38	62
2	Inlet	37	60	64	66	65	64	63	55	72
	Outlet	36	50	57	64	70	69	65	54	74
	Radiated	29	49	53	47	54	42	41	34	58
3	Inlet	35	60	61	64	64	65	62	55	71
	Outlet	30	50	53	60	70	69	64	53	73
	Radiated	28	47	50	44	53	42	40	33	56
4	Inlet	40	62	67	70	67	65	64	58	74
	Outlet	36	52	59	62	72	70	65	57	75
	Radiated	31	52	56	50	57	42	43	37	61
5	Inlet	36	59	62	65	63	63	62	54	71
	Outlet	34	48	55	63	69	67	63	52	72
	Radiated	28	48	52	45	53	40	39	33	56
6	Inlet	33	58	60	63	62	64	61	53	70
	Outlet	29	49	52	59	68	68	63	52	72
	Radiated	27	46	49	43	52	41	39	32	55
7	Inlet	38	60	66	68	66	63	63	57	73
	Outlet	34	50	57	61	71	68	64	56	74
	Radiated	29	51	54	49	55	41	41	36	59
8	Inlet	31	54	58	60	58	58	57	49	66
	Outlet	29	43	50	58	64	62	58	48	68
	Radiated	23	43	47	41	48	36	35	28	52
9	Inlet	30	55	57	59	59	60	58	50	66
	Outlet	25	45	49	55	65	64	59	49	69
	Radiated	23	42	46	40	48	38	35	29	51
10	Inlet	23	45	50	53	50	47	47	41	57
	Outlet	19	34	42	45	55	53	48	40	58
	Radiated	14	35	39	33	40	25	25	20	44
11	Inlet	14	37	41	44	42	41	40	32	49
	Outlet	13	27	34	41	47	46	42	31	51
	Radiated	6	26	30	24	31	19	18	11	35
12	Inlet	13	38	40	43	42	44	41	33	50
	Outlet	9	29	32	39	49	48	43	32	52
	Radiated	7	26	29	23	32	21	19	12	35

Working point		63	125	250	500	1000	2000	4000	8000	LwA
1	Inlet	44	66	71	74	72	69	69	63	79
	Outlet	40	56	63	67	77	74	70	61	80
	Radiated	35	56	60	54	61	47	47	42	65
2	Inlet	41	64	67	70	68	68	66	59	75
	Outlet	39	53	60	68	74	72	68	57	77
	Radiated	33	53	56	50	57	45	44	37	61
3	Inlet	38	63	65	67	67	68	66	58	74
	Outlet	33	53	57	63	73	72	67	57	77
	Radiated	31	50	54	48	56	46	43	37	59
4	Inlet	43	65	70	73	71	68	68	62	78
	Outlet	39	55	62	66	76	73	69	60	79
	Radiated	34	55	59	53	60	46	46	41	64
5	Inlet	39	62	66	68	67	66	65	57	74
	Outlet	38	51	58	66	72	71	67	56	76
	Radiated	31	51	55	49	56	44	43	36	60
6	Inlet	36	62	63	66	66	67	64	57	73
	Outlet	32	52	55	62	72	71	66	55	75
	Radiated	30	49	52	46	55	44	42	35	58
7	Inlet	42	63	69	72	69	66	66	60	76
	Outlet	38	53	61	64	74	72	67	59	77
	Radiated	33	54	58	52	59	44	44	39	62
8	Inlet	36	59	63	65	64	63	62	54	71
	Outlet	34	48	55	63	69	68	64	53	73
	Radiated	28	48	52	46	53	41	40	33	57
9	Inlet	34	59	61	63	63	64	62	54	70
	Outlet	29	49	53	59	69	68	63	53	73
	Radiated	27	46	50	44	52	42	39	33	55
10	Inlet	30	52	57	60	57	54	54	48	64
	Outlet	26	41	49	52	62	60	55	47	65
	Radiated	21	42	46	40	47	32	32	27	50
11	Inlet	21	44	47	50	48	48	46	39	55
	Outlet	19	33	40	47	54	52	48	37	57
	Radiated	13	33	36	30	37	25	24	17	41
12	Inlet	19	44	45	48	48	49	46	39	55
	Outlet	14	34	37	44	54	53	48	37	57
	Radiated	12	31	34	28	37	27	24	17	40

PERFORMANCE CURVES - ACOUSTIC CHARACTERISTICS

- q_v = Airflow in m^3/h.
- p_{sf} = Static pressure in Pa.
- P = Input power in W.
- SFP: Specific fan power in $W/m^3/s$ (blue curves).
- Performance data in accordance with ISO 5801 and AMCA 210-99 Standards.
- Sound power in dB(A).

CVAB/4-450

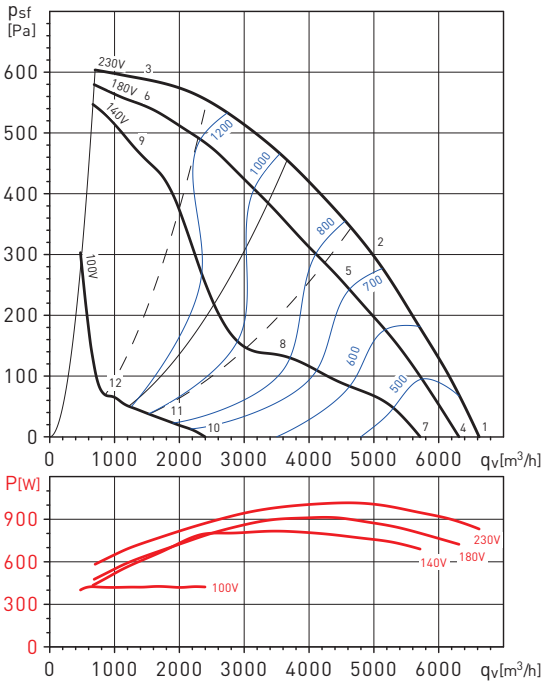

CVAT/4-250

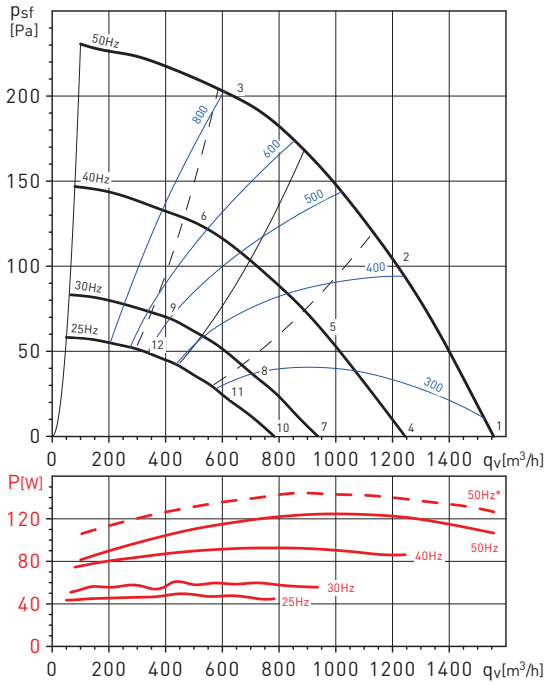

Working point		63	125	250	500	1000	2000	4000	8000	LwA
1	Inlet	48	70	75	78	75	73	72	66	82
	Outlet	44	60	67	70	80	78	73	65	83
	Radiated	39	60	64	58	65	50	51	45	69
2	Inlet	44	67	71	73	72	71	70	62	79
	Outlet	43	57	64	71	77	76	72	61	81
	Radiated	36	56	60	54	61	49	48	41	65
3	Inlet	42	67	68	71	71	72	69	62	78
	Outlet	37	57	60	67	77	76	71	60	80
	Radiated	35	54	57	51	60	50	47	40	63
4	Inlet	47	69	74	77	74	72	71	65	81
	Outlet	43	59	66	69	79	77	72	64	82
	Radiated	38	59	63	57	64	49	50	44	68
5	Inlet	42	65	69	72	70	69	68	60	77
	Outlet	41	55	62	69	76	74	70	59	79
	Radiated	35	54	58	52	59	47	46	39	63
6	Inlet	40	65	67	70	69	71	68	60	77
	Outlet	36	56	59	66	76	75	70	59	79
	Radiated	34	53	56	50	59	48	46	39	62
7	Inlet	45	67	72	75	72	69	69	63	79
	Outlet	41	56	64	67	77	75	70	62	80
	Radiated	36	57	61	55	62	47	47	42	66
8	Inlet	36	58	62	65	63	63	61	54	70
	Outlet	34	48	55	62	69	67	63	52	72
	Radiated	28	48	51	45	52	40	39	32	56
9	Inlet	37	62	64	66	66	67	65	57	73
	Outlet	32	52	56	62	72	71	66	56	76
	Radiated	30	49	52	47	55	45	42	36	58
10	Inlet	27	48	54	56	54	51	51	45	61
	Outlet	23	38	46	49	59	57	52	44	62
	Radiated	18	39	43	37	44	29	29	24	47
11	Inlet	30	53	56	59	57	57	55	48	64
	Outlet	28	42	49	57	63	61	57	46	66
	Radiated	22	42	45	39	46	34	33	26	50
12	Inlet	43	68	70	73	72	74	71	63	80
	Outlet	39	59	62	69	78	78	73	62	82
	Radiated	37	56	59	53	62	51	49	42	65

Working point		63	125	250	500	1000	2000	4000	8000	LwA
1	Inlet	32	53	60	61	61	57	58	51	67
	Outlet	40	49	53	57	59	62	55	46	65
	Radiated	25	42	45	44	41	41	43	38	51
2	Inlet	31	54	58	59	58	55	52	47	64
	Outlet	39	45	51	57	56	59	52	43	63
	Radiated	24	39	42	41	38	39	37	34	48
3	Inlet	32	53	58	60	57	53	50	44	64
	Outlet	46	48	50	55	55	57	50	42	62
	Radiated	24	38	42	41	37	37	34	31	47
4	Inlet	27	48	55	56	56	52	53	46	62
	Outlet	35	44	49	52	54	57	51	41	61
	Radiated	20	37	40	39	36	37	38	34	46
5	Inlet	26	49	53	54	53	50	47	42	60
	Outlet	34	40	46	52	51	54	47	39	58
	Radiated	19	34	37	36	33	34	32	29	43
6	Inlet	27	48	53	55	52	48	45	39	59
	Outlet	41	43	45	50	50	52	46	37	57
	Radiated	19	33	37	37	33	32	29	27	42
7	Inlet	21	42	49	50	50	46	47	40	56
	Outlet	29	38	42	46	48	51	44	35	54
	Radiated	14	31	34	33	30	30	32	27	40
8	Inlet	20	43	47	48	47	44	41	36	54
	Outlet	28	34	40	46	45	48	41	32	52
	Radiated	13	28	31	30	27	28	26	23	37
9	Inlet	21	42	47	49	46	42	39	33	53
	Outlet	35	37	39	44	44	46	39	31	51
	Radiated	13	27	31	30	26	26	23	20	36
10	Inlet	17	38	45	46	46	42	43	36	52
	Outlet	25	34	39	42	44	47	41	31	51
	Radiated	10	27	30	29	26	27	28	24	36
11	Inlet	16	39	43	44	43	40	37	32	50
	Outlet	24	31	36	42	41	44	37	29	48
	Radiated	9	24	27	26	24	24	22	19	33
12	Inlet	17	38	43	45	42	38	35	29	49
	Outlet	31	33	35	40	40	42	36	27	47
	Radiated	10	23	27	27	23	22	20	17	32

PERFORMANCE CURVES - ACOUSTIC CHARACTERISTICS

- q_v = Airflow in m^3/h.
- p_{sf} = Static pressure in Pa.
- P = Input power in W.
- SFP: Specific fan power in $W/m^3/s$ (blue curves).
- Performance data in accordance with ISO 5801 and AMCA 210-99 Standards.
- Sound power in dB(A).

CVAT/4-315

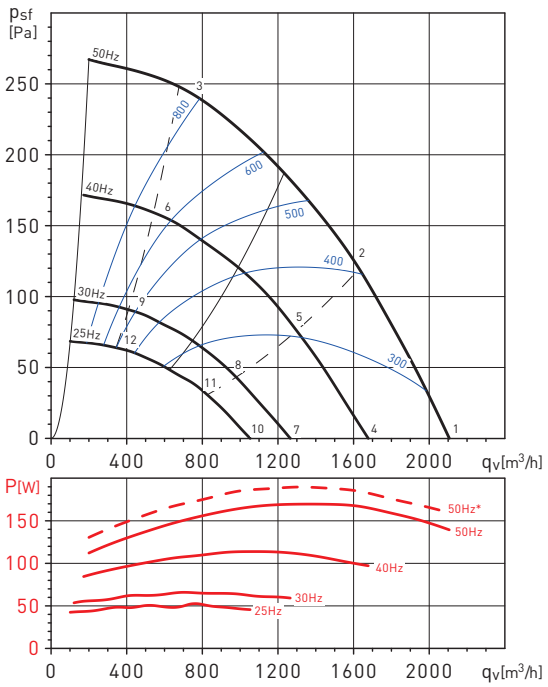

CVAT/4-355

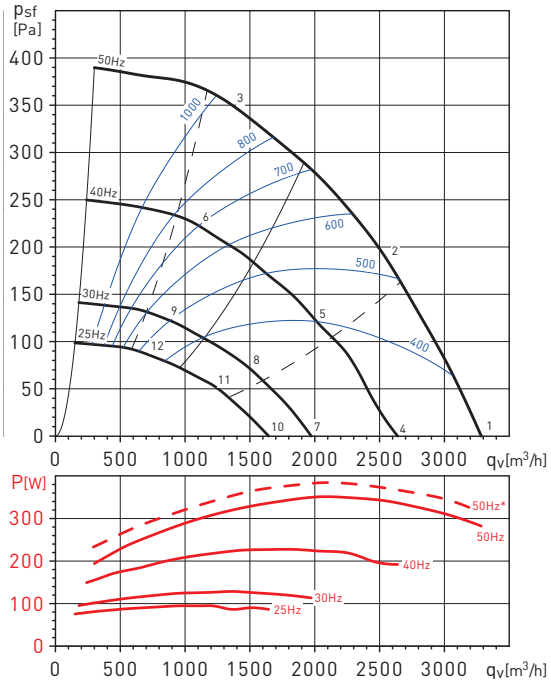

Working point		63	125	250	500	1000	2000	4000	8000	LwA
1	Inlet	35	56	63	64	64	60	61	54	70
	Outlet	43	52	56	60	61	65	58	49	68
	Radiated	27	45	48	46	44	44	46	41	54
2	Inlet	34	56	60	62	61	58	55	49	67
	Outlet	42	48	53	60	59	61	55	46	66
	Radiated	26	41	45	44	41	41	40	37	50
3	Inlet	35	56	61	63	60	56	53	47	67
	Outlet	49	51	53	58	58	60	53	45	64
	Radiated	27	41	45	44	40	40	37	34	50
4	Inlet	30	51	58	59	59	55	56	49	65
	Outlet	38	47	52	55	57	60	54	44	63
	Radiated	23	40	43	42	39	39	41	37	49
5	Inlet	29	52	55	57	56	53	50	44	62
	Outlet	37	43	48	55	54	57	50	41	61
	Radiated	21	37	40	39	36	37	35	32	45
6	Inlet	30	51	56	58	55	51	48	42	62
	Outlet	44	46	48	53	53	55	49	40	60
	Radiated	22	36	40	40	36	35	32	30	45
7	Inlet	24	45	52	53	53	49	50	43	59
	Outlet	32	41	45	49	51	54	47	38	57
	Radiated	17	34	37	36	33	33	35	30	43
8	Inlet	23	46	49	51	50	47	44	38	56
	Outlet	31	37	42	49	48	50	44	35	55
	Radiated	15	30	34	33	30	31	29	26	39
9	Inlet	24	45	50	52	49	45	42	36	56
	Outlet	38	40	42	47	47	49	42	34	54
	Radiated	16	30	34	33	29	29	26	23	39
10	Inlet	20	41	48	49	49	45	46	39	55
	Outlet	28	37	42	45	47	50	44	34	54
	Radiated	13	30	33	32	30	30	31	27	39
11	Inlet	19	42	46	47	46	43	40	35	53
	Outlet	27	33	39	45	44	47	40	31	51
	Radiated	12	27	30	29	26	27	25	22	36
12	Inlet	20	41	47	48	45	42	38	32	53
	Outlet	34	37	38	43	43	45	39	30	50
	Radiated	13	26	30	30	26	25	23	20	35

Working point		63	125	250	500	1000	2000	4000	8000	LwA
1	Inlet	38	66	68	70	68	66	64	60	76
	Outlet	37	51	60	63	74	71	66	59	76
	Radiated	30	50	52	45	46	46	45	45	57
2	Inlet	34	64	65	66	65	64	61	55	72
	Outlet	31	48	56	60	70	68	63	54	73
	Radiated	28	48	49	42	43	44	43	41	54
3	Inlet	35	60	62	63	63	62	59	54	70
	Outlet	33	49	53	57	68	66	61	51	71
	Radiated	31	47	47	38	41	42	40	38	52
4	Inlet	33	62	63	65	64	61	59	55	71
	Outlet	32	46	55	58	69	66	61	54	72
	Radiated	26	45	47	40	41	41	40	40	52
5	Inlet	29	59	60	62	60	59	56	50	68
	Outlet	27	43	51	55	65	63	58	49	68
	Radiated	23	43	44	37	38	39	38	36	49
6	Inlet	30	55	57	59	58	57	54	49	65
	Outlet	28	44	48	52	63	61	56	46	66
	Radiated	26	42	42	34	36	38	35	33	47
7	Inlet	27	55	57	59	57	55	53	49	65
	Outlet	26	40	49	52	63	60	55	48	65
	Radiated	19	39	41	34	35	35	34	34	46
8	Inlet	23	53	54	55	54	53	50	44	61
	Outlet	20	37	45	49	59	57	52	43	62
	Radiated	17	37	38	31	32	33	32	30	43
9	Inlet	24	49	51	52	52	51	48	43	59
	Outlet	22	38	42	46	57	55	50	40	60
	Radiated	20	36	36	27	30	31	29	27	41
10	Inlet	23	52	53	55	54	51	49	45	61
	Outlet	22	36	45	48	59	56	51	44	61
	Radiated	16	35	37	30	31	31	30	30	42
11	Inlet	19	49	50	52	50	49	46	40	57
	Outlet	17	33	41	45	55	53	48	39	58
	Radiated	13	33	34	27	28	29	28	26	39
12	Inlet	20	45	47	48	48	47	44	39	55
	Outlet	18	34	38	42	53	51	46	36	56
	Radiated	16	32	32	24	26	28	25	23	37

PERFORMANCE CURVES - ACOUSTIC CHARACTERISTICS

- q_v = Airflow in m^3/h.
- p_{sf} = Static pressure in Pa.
- P = Input power in W.
- SFP: Specific fan power in $W/m^3/s$ (blue curves).
- Performance data in accordance with ISO 5801 and AMCA 210-99 Standards.
- Sound power in dB(A).

CVAT/4-400

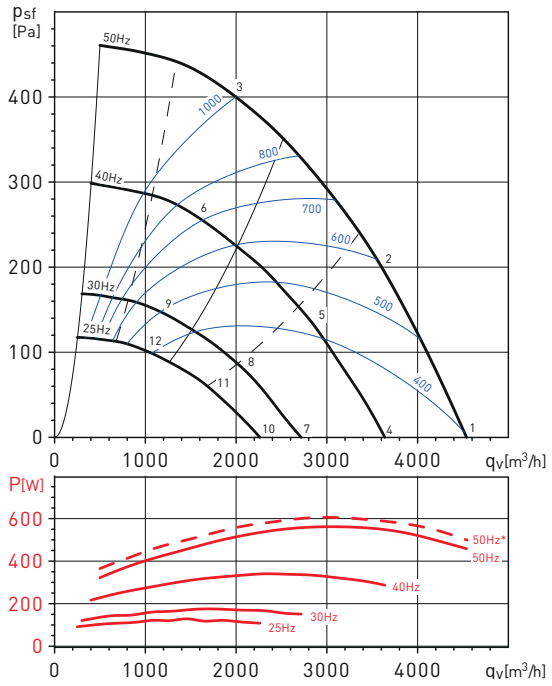

CVAT/4-450

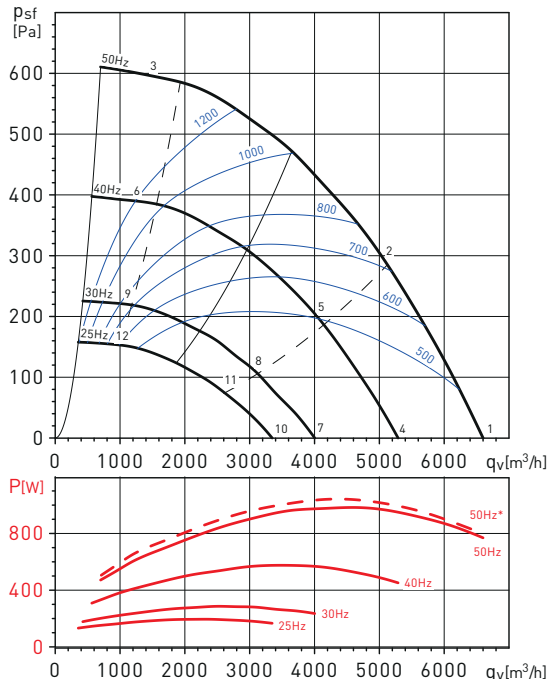

Working point		63	125	250	500	1000	2000	4000	8000	LwA
1	Inlet	41	70	71	73	72	69	67	63	79
	Outlet	40	54	63	66	77	74	69	62	80
	Radiated	34	53	55	48	49	49	48	48	60
2	Inlet	37	67	68	69	68	66	64	58	75
	Outlet	34	51	59	63	73	71	66	57	76
	Radiated	31	51	52	45	46	47	46	43	57
3	Inlet	38	63	65	66	66	65	62	57	73
	Outlet	36	52	56	60	71	69	64	54	74
	Radiated	34	50	50	41	44	45	43	41	55
4	Inlet	36	65	67	69	67	64	62	58	74
	Outlet	35	49	58	61	72	70	64	57	75
	Radiated	29	48	51	43	44	44	43	43	55
5	Inlet	32	62	63	65	63	62	59	53	70
	Outlet	30	46	54	58	68	66	61	52	71
	Radiated	26	46	47	40	41	42	41	39	52
6	Inlet	33	58	60	62	61	60	57	52	68
	Outlet	31	47	51	55	66	64	59	49	69
	Radiated	29	45	45	37	39	41	38	36	50
7	Inlet	30	59	60	62	61	58	56	52	68
	Outlet	29	43	52	55	66	63	58	51	69
	Radiated	23	42	44	37	38	38	37	37	49
8	Inlet	26	56	57	59	57	56	53	47	64
	Outlet	24	40	48	52	62	60	55	46	65
	Radiated	20	40	41	34	35	36	35	33	46
9	Inlet	27	52	54	55	55	54	51	46	62
	Outlet	25	41	45	49	60	58	53	43	63
	Radiated	23	39	39	31	33	35	32	30	44
10	Inlet	26	55	57	59	57	54	52	48	64
	Outlet	25	39	48	51	62	60	54	47	65
	Radiated	19	38	41	33	34	34	34	33	45
11	Inlet	22	53	53	55	53	52	49	43	61
	Outlet	20	37	44	48	58	56	51	42	61
	Radiated	16	36	37	30	31	32	31	29	42
12	Inlet	23	48	50	52	51	50	47	42	58
	Outlet	21	38	41	45	56	54	49	40	59
	Radiated	19	35	35	27	29	31	28	26	40

Working point		63	125	250	500	1000	2000	4000	8000	LwA
1	Inlet	45	73	75	77	75	73	71	67	83
	Outlet	44	58	67	70	81	78	73	66	83
	Radiated	37	57	59	52	53	53	52	52	63
2	Inlet	41	71	72	73	72	70	68	62	79
	Outlet	38	55	63	67	77	75	70	61	80
	Radiated	35	55	56	49	50	51	49	47	61
3	Inlet	42	67	69	70	70	69	66	61	77
	Outlet	40	56	60	64	75	73	68	58	78
	Radiated	38	54	54	45	48	49	47	45	59
4	Inlet	40	69	71	73	71	68	66	63	78
	Outlet	39	53	62	65	76	74	68	61	79
	Radiated	33	53	55	48	49	49	48	47	59
5	Inlet	37	67	67	69	67	66	63	58	75
	Outlet	34	51	59	62	73	71	65	56	76
	Radiated	30	50	52	44	46	47	45	43	56
6	Inlet	37	63	64	66	65	65	61	56	72
	Outlet	35	52	56	60	70	68	63	54	73
	Radiated	33	49	49	41	43	45	42	40	54
7	Inlet	34	63	65	67	65	62	60	56	72
	Outlet	33	47	56	59	70	68	62	55	73
	Radiated	27	46	49	42	42	42	42	41	53
8	Inlet	31	61	61	63	61	60	57	52	69
	Outlet	28	45	53	56	67	64	59	50	69
	Radiated	24	44	46	38	40	41	39	37	50
9	Inlet	31	57	58	60	59	59	55	50	66
	Outlet	29	46	50	53	64	62	57	48	67
	Radiated	27	43	43	35	37	39	36	34	48
10	Inlet	31	59	61	63	61	58	56	53	68
	Outlet	29	44	52	55	66	64	58	51	69
	Radiated	23	43	45	38	39	39	38	37	49
11	Inlet	27	57	58	59	57	56	54	48	65
	Outlet	24	41	49	52	63	61	56	46	66
	Radiated	20	41	42	34	36	37	35	33	46
12	Inlet	27	53	54	56	55	55	51	46	62
	Outlet	25	42	46	50	60	59	53	44	63
	Radiated	23	39	39	31	33	35	32	30	44

PERFORMANCE CURVES - ACOUSTIC CHARACTERISTICS

- q_v = Airflow in m^3/h.
- p_{sf} = Static pressure in Pa.
- P = Input power in W.
- SFP: Specific fan power in $W/m^3/s$ (blue curves).
- Performance data in accordance with ISO 5801 and AMCA 210-99 Standards.
- Sound power in dB(A).

CVAT/4-500

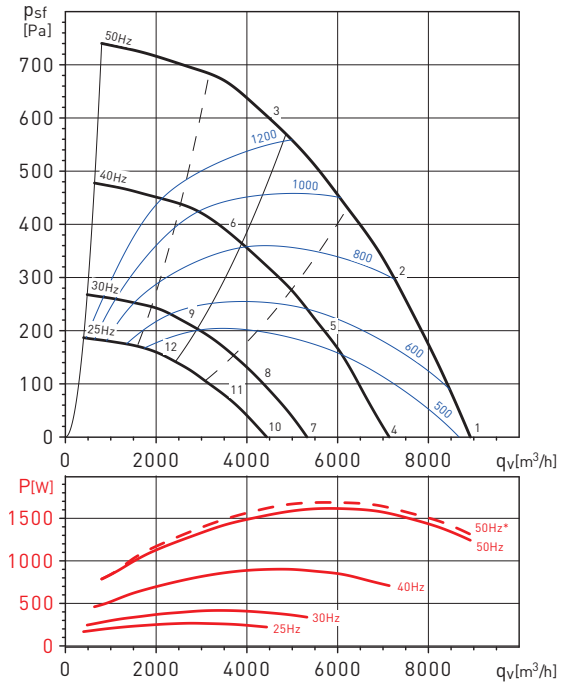

CVAT/4-560

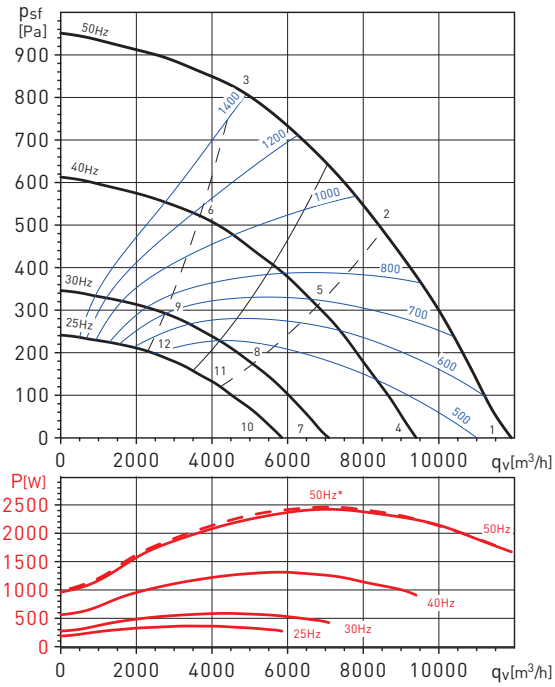

Working point		63	125	250	500	1000	2000	4000	8000	LwA
1	Inlet	51	74	75	80	76	76	75	70	84
	Outlet	53	66	74	80	87	81	79	71	89
	Radiated	45	61	66	60	64	58	66	61	72
2	Inlet	49	72	73	75	73	74	71	66	81
	Outlet	50	63	71	76	83	78	74	67	85
	Radiated	43	58	62	56	61	57	62	58	68
3	Inlet	45	70	69	71	71	72	68	65	79
	Outlet	50	61	67	72	79	75	72	66	82
	Radiated	40	54	58	53	58	55	60	56	65
4	Inlet	46	69	70	75	71	71	71	65	80
	Outlet	49	61	69	75	82	76	74	66	84
	Radiated	40	56	61	55	59	54	61	56	67
5	Inlet	44	67	68	71	68	69	66	61	76
	Outlet	46	58	66	71	78	73	69	62	80
	Radiated	38	53	57	51	56	52	58	53	63
6	Inlet	40	65	64	67	67	67	64	60	74
	Outlet	45	56	62	67	74	70	67	61	77
	Radiated	35	49	53	48	53	50	55	51	60
7	Inlet	40	63	64	69	65	65	64	59	73
	Outlet	42	55	63	69	75	70	68	60	78
	Radiated	34	50	55	49	52	47	55	50	61
8	Inlet	38	60	61	64	62	63	60	55	70
	Outlet	39	51	60	65	72	67	62	55	74
	Radiated	32	47	51	45	50	45	51	47	57
9	Inlet	34	59	58	60	60	61	57	54	67
	Outlet	39	50	56	61	68	64	60	55	71
	Radiated	29	43	47	42	47	44	49	45	54
10	Inlet	36	59	60	65	61	61	60	55	69
	Outlet	38	51	59	65	71	66	64	56	74
	Radiated	30	46	51	45	49	43	51	46	57
11	Inlet	34	56	57	60	58	59	56	51	66
	Outlet	35	47	56	61	68	63	59	52	70
	Radiated	28	43	47	41	46	42	47	43	53
12	Inlet	30	55	54	56	56	57	53	50	64
	Outlet	35	46	52	57	64	60	57	51	67
	Radiated	25	39	43	38	43	40	45	41	50

Working point		63	125	250	500	1000	2000	4000	8000	LwA
1	Inlet	51	75	79	84	80	80	81	73	89
	Outlet	53	67	76	86	92	85	84	73	94
	Radiated	42	70	69	70	67	70	72	61	78
2	Inlet	50	73	76	78	77	79	75	70	85
	Outlet	51	61	70	78	85	80	75	69	87
	Radiated	37	62	60	61	60	66	63	56	70
3	Inlet	53	77	76	79	78	80	79	73	86
	Outlet	61	71	70	78	84	79	74	68	87
	Radiated	43	70	63	61	60	65	62	55	73
4	Inlet	46	70	75	79	76	75	76	68	84
	Outlet	49	62	72	81	87	81	79	68	89
	Radiated	37	65	64	65	62	65	67	56	73
5	Inlet	45	68	71	73	72	74	71	65	80
	Outlet	46	56	65	74	80	75	70	64	82
	Radiated	32	57	55	56	55	61	58	51	66
6	Inlet	48	72	71	74	73	76	74	68	82
	Outlet	56	66	65	73	79	74	69	63	82
	Radiated	38	65	58	57	55	61	57	50	68
7	Inlet	40	64	68	73	69	69	70	62	77
	Outlet	42	56	65	75	81	74	73	62	83
	Radiated	31	59	58	58	56	59	61	50	67
8	Inlet	39	62	65	67	66	68	64	59	74
	Outlet	40	50	59	67	74	69	64	58	76
	Radiated	26	51	49	50	49	55	52	45	59
9	Inlet	42	66	65	68	67	69	68	62	75
	Outlet	50	60	59	67	73	68	63	57	76
	Radiated	32	59	52	50	49	54	51	44	62
10	Inlet	36	60	64	69	65	65	66	58	73
	Outlet	38	52	61	71	77	70	69	58	79
	Radiated	27	55	54	54	52	55	57	46	63
11	Inlet	35	58	61	63	62	64	60	55	70
	Outlet	36	46	55	64	70	65	60	54	72
	Radiated	22	47	45	46	45	51	48	41	56
12	Inlet	38	62	61	64	63	65	64	58	71
	Outlet	46	56	55	63	69	64	59	53	72
	Radiated	28	55	48	46	45	50	47	40	58

PERFORMANCE CURVES - ACOUSTIC CHARACTERISTICS

- q_v = Airflow in m^3/h.
- p_{sf} = Static pressure in Pa.
- P = Input power in W.
- SFP: Specific fan power in $W/m^3/s$ (blue curves).
- Performance data in accordance with ISO 5801 and AMCA 210-99 Standards.
- Sound power in dB(A).

CVAT/4-710

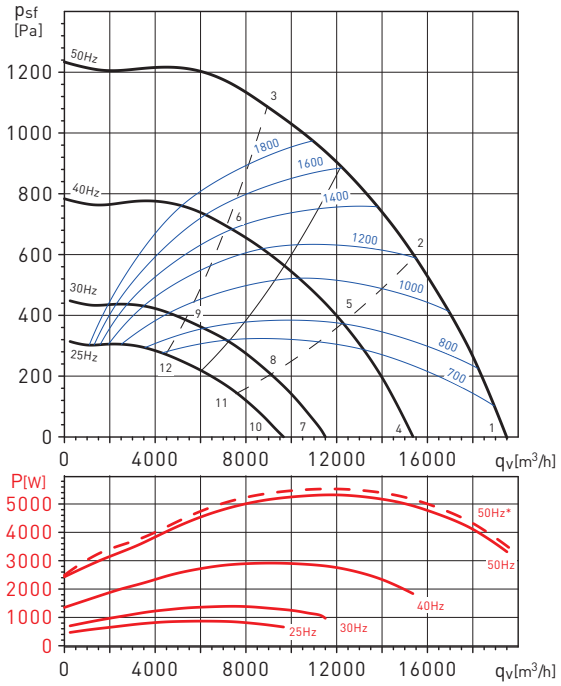

Working point		63	125	250	500	1000	2000	4000	8000	LwA
1	Inlet	56	74	84	81	85	94	86	79	95
	Outlet	57	71	82	92	95	96	91	80	100
	Radiated	55	79	81	79	76	82	74	65	87
2	Inlet	56	77	84	81	84	85	82	77	91
	Outlet	54	69	80	89	92	89	84	78	95
	Radiated	51	79	80	79	75	75	71	64	85
3	Inlet	58	78	83	80	83	85	85	79	91
	Outlet	60	70	79	85	89	86	83	78	93
	Radiated	53	78	77	76	73	73	70	64	83
4	Inlet	51	69	79	76	80	89	81	74	90
	Outlet	52	66	77	87	90	91	86	75	95
	Radiated	50	74	76	75	71	77	69	60	82
5	Inlet	50	71	78	75	78	80	77	72	85
	Outlet	49	64	74	83	86	83	78	73	90
	Radiated	45	74	75	73	69	69	65	58	80
6	Inlet	53	72	77	74	77	79	79	73	85
	Outlet	54	65	73	79	83	80	77	72	87
	Radiated	48	72	71	70	67	67	65	58	77
7	Inlet	45	63	73	70	74	82	75	68	84
	Outlet	45	60	71	80	84	85	80	69	89
	Radiated	44	68	70	68	65	71	63	54	76
8	Inlet	44	65	72	69	72	73	70	65	79
	Outlet	42	57	68	76	80	77	72	66	83
	Radiated	39	67	68	67	63	63	59	52	73
9	Inlet	46	66	71	68	71	73	73	67	79
	Outlet	48	58	67	73	77	74	71	66	81
	Radiated	41	66	65	64	61	61	58	52	71
10	Inlet	41	59	69	66	70	79	71	64	80
	Outlet	42	56	67	77	80	81	76	65	85
	Radiated	40	64	66	65	61	67	59	50	72
11	Inlet	40	61	68	65	68	69	67	62	75
	Outlet	38	53	64	73	76	73	68	62	80
	Radiated	35	63	65	63	59	59	55	48	70
12	Inlet	42	62	67	64	67	69	69	63	75
	Outlet	44	55	63	69	73	70	67	62	77
	Radiated	37	62	61	60	57	57	54	48	67

PERFORMANCE CURVES - ACOUSTIC CHARACTERISTICS

- q_v = Airflow in m^3/h.
- p_{sf} = Static pressure in Pa.
- P = Input power in W.
- SFP: Specific fan power in $W/m^3/s$ (blue curves).
- Performance data in accordance with ISO 5801 and AMCA 210-99 Standards.
- Sound power in dB(A).

CVAT/6-560

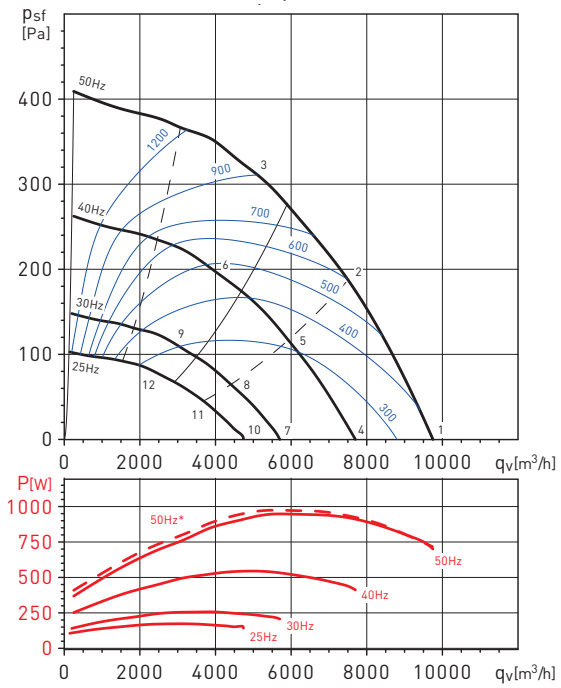

CVAT/6-630

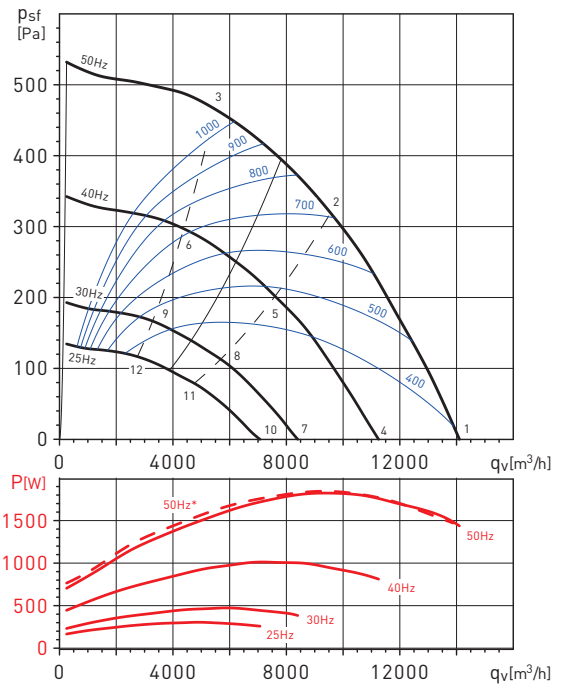

Working point		63	125	250	500	1000	2000	4000	8000	LwA
1	Inlet	47	75	71	73	70	72	68	62	80
	Outlet	48	63	69	76	82	76	70	63	84
	Radiated	39	66	61	66	54	53	48	46	70
2	Inlet	42	72	67	68	66	66	65	57	76
	Outlet	43	55	64	70	74	70	66	60	77
	Radiated	33	63	55	60	50	48	43	41	66
3	Inlet	53	70	67	69	66	67	68	61	76
	Outlet	58	58	66	70	75	69	65	59	78
	Radiated	45	61	59	62	50	46	42	39	66
4	Inlet	42	70	66	68	65	67	63	57	75
	Outlet	43	58	64	71	77	71	65	58	79
	Radiated	34	61	56	61	50	48	44	41	65
5	Inlet	47	76	72	73	70	71	70	62	81
	Outlet	47	60	69	75	79	74	71	65	82
	Radiated	37	68	60	65	54	52	48	45	70
6	Inlet	57	74	71	73	70	71	72	65	80
	Outlet	62	63	70	75	79	73	69	63	82
	Radiated	49	65	64	66	55	50	46	43	70
7	Inlet	36	64	60	62	59	61	57	51	69
	Outlet	37	52	58	65	71	65	59	52	73
	Radiated	28	55	50	55	43	41	37	35	59
8	Inlet	40	70	66	67	64	65	64	56	74
	Outlet	41	53	63	68	72	68	65	58	76
	Radiated	31	61	54	59	48	46	41	39	64
9	Inlet	51	68	65	67	64	65	65	59	74
	Outlet	56	56	64	68	73	67	63	57	76
	Radiated	43	59	57	60	48	44	40	37	64
10	Inlet	32	60	56	58	55	57	53	47	65
	Outlet	33	48	54	61	67	61	55	48	69
	Radiated	24	51	46	51	40	38	34	31	55
11	Inlet	37	66	62	63	60	61	60	52	70
	Outlet	37	50	59	64	68	64	61	55	72
	Radiated	27	57	50	55	44	42	38	35	60
12	Inlet	47	64	61	63	60	61	62	55	70
	Outlet	52	52	60	64	69	63	59	53	72
	Radiated	39	55	54	56	45	40	36	33	60

Working point		63	125	250	500	1000	2000	4000	8000	LwA
1	Inlet	53	78	75	74	74	76	71	67	83
	Outlet	52	66	71	83	85	80	72	66	88
	Radiated	49	73	67	61	57	59	57	58	75
2	Inlet	49	80	72	71	72	72	66	63	82
	Outlet	49	63	67	78	80	75	69	62	83
	Radiated	44	71	65	58	54	57	52	55	72
3	Inlet	63	73	72	71	72	71	67	61	79
	Outlet	63	62	67	77	78	73	67	61	82
	Radiated	54	65	62	57	53	53	49	53	68
4	Inlet	48	73	70	69	69	71	66	62	78
	Outlet	48	62	67	78	80	75	68	61	83
	Radiated	44	68	62	56	52	54	53	54	70
5	Inlet	53	84	76	75	76	76	70	67	86
	Outlet	54	67	71	83	84	79	73	67	88
	Radiated	48	75	69	62	58	61	56	60	77
6	Inlet	67	77	76	75	76	75	71	65	83
	Outlet	67	66	71	81	82	77	71	65	86
	Radiated	58	69	66	61	57	57	53	57	72
7	Inlet	42	67	63	62	63	64	60	56	72
	Outlet	41	55	60	72	74	69	61	55	77
	Radiated	38	62	56	50	46	48	46	47	64
8	Inlet	47	78	70	69	70	70	64	61	80
	Outlet	48	61	65	77	78	73	67	60	81
	Radiated	42	69	63	56	52	55	50	53	71
9	Inlet	61	71	70	69	70	68	65	59	77
	Outlet	61	60	65	74	76	70	65	59	79
	Radiated	52	62	60	54	51	51	47	51	66
10	Inlet	38	63	60	58	59	61	56	52	68
	Outlet	37	51	56	68	70	65	57	51	73
	Radiated	34	58	52	46	42	44	42	43	60
11	Inlet	43	74	66	65	66	66	60	57	76
	Outlet	44	57	61	73	74	69	63	56	78
	Radiated	38	65	59	52	48	51	46	49	67
12	Inlet	57	67	66	65	66	64	61	55	73
	Outlet	57	56	61	71	72	67	61	55	75
	Radiated	48	59	56	50	47	47	43	47	62

PERFORMANCE CURVES - ACOUSTIC CHARACTERISTICS

- q_v = Airflow in m^3/h.
- p_{sf} = Static pressure in Pa.
- P = Input power in W.
- SFP: Specific fan power in $W/m^3/s$ (blue curves).
- Performance data in accordance with ISO 5801 and AMCA 210-99 Standards.
- Sound power in dB(A).

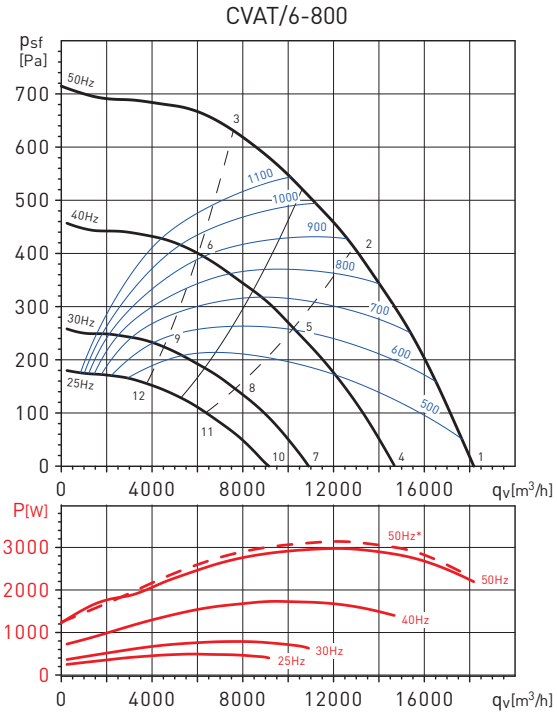

Working point		63	125	250	500	1000	2000	4000	8000	LwA
1	Inlet	54	75	78	74	79	80	72	67	85
	Outlet	54	68	72	85	85	82	73	66	89
	Radiated	55	77	76	72	71	70	65	59	81
2	Inlet	54	75	78	74	79	73	70	68	84
	Outlet	53	66	70	84	82	77	71	65	87
	Radiated	52	77	74	70	67	64	61	60	80
3	Inlet	62	75	75	75	81	76	74	68	85
	Outlet	61	64	68	79	78	73	68	64	82
	Radiated	64	76	72	67	64	62	58	54	78
4	Inlet	49	70	73	69	74	75	67	62	80
	Outlet	49	64	68	80	80	77	68	61	84
	Radiated	50	72	71	67	66	65	61	54	76
5	Inlet	57	78	81	78	82	77	73	71	87
	Outlet	56	69	73	87	85	80	74	68	90
	Radiated	55	80	77	73	70	67	64	63	83
6	Inlet	65	78	78	79	84	79	77	71	88
	Outlet	64	67	71	82	81	76	71	67	85
	Radiated	67	79	75	70	67	65	61	57	81
7	Inlet	43	64	67	63	67	69	61	56	74
	Outlet	43	57	61	74	74	71	62	55	78
	Radiated	44	66	65	61	59	59	54	48	70
8	Inlet	51	72	74	71	75	70	67	65	80
	Outlet	49	63	67	81	79	74	67	62	84
	Radiated	49	73	71	67	64	61	58	56	77
9	Inlet	59	71	72	72	78	72	71	65	82
	Outlet	58	61	65	75	74	70	65	61	79
	Radiated	61	72	69	64	61	59	55	51	75
10	Inlet	39	60	63	59	63	65	57	52	70
	Outlet	39	53	57	70	70	67	58	51	74
	Radiated	40	62	61	57	56	55	50	44	66
11	Inlet	47	68	71	67	72	66	63	61	77
	Outlet	46	59	63	77	75	70	64	58	80
	Radiated	45	70	67	63	60	57	54	53	73
12	Inlet	55	67	68	68	74	68	67	61	78
	Outlet	54	57	61	71	71	66	61	57	75
	Radiated	57	68	65	60	57	55	51	47	71

MOUNTING ACCESSORIES



MBE
Electric heaters.



MBW
Hot water coil.



MFL-G4
Filtration boxes.



SIL
Sound attenuators.



ACOPEL F400 N
Circular flexible connector.



CRC
Circular reducers.



APC
Discharge protection guards for direct connection to the inlet-outlet flange (for more information see Mounting accessories).



KSE
Anti-vibration mounts.



CTI CVAB/T Outdoor cover
For outdoor installations.

Size CVAB/T	Model APC	Description SAP
250	APC-250	CTI CVAB/T-250/315
315	APC-315	
355	APC-355	CTI CVAB/T-355/400
400	APC-400	
450	APC-450	CTI CVAB/T-450
500	APC-500	CTI CVAB/T-500
560	APC-560	CTI CVAB/T-560/630/710/800
630	APC-630	
710	APC-710	
800	APC-800	

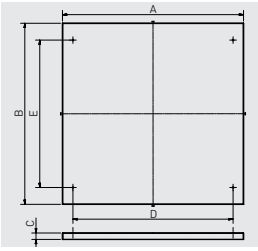

Model	A	B	C	D	E
CTI CVAB/T-250/315	530	530	22	418	339
CTI CVAB/T-355/400	630	630	22	518	439
CTI CVAB/T-450	730	730	22	596	519
CTI CVAB/T-500	830	830	22	696	619
CTI CVAB/T-560/630/710/800	1030	1030	22	896	819

ELECTRICAL ACCESSORIES



REB
Single phase electronic speed controllers.



RMB
Single phase auto transformer speed controllers.



VFTM320
Frequency converters.



AIRSENS RF
REC.AIRSENS RF
Smart wireless RF probe and receiver.



CPTA-S N / CPTA-E N
Presence detectors.



TDP-S/TDP-D/ TDP-PI
Pressure sensor.



REMP
Motorised dampers.