

Centrifugal single inlet fans, manufactured from steel sheet protected against corrosion with epoxy-poliester paint coating.

High-efficiency forward curved centrifugal impeller, from plastic material (800 N) or galvanised steel sheet (1500 N).


Circular supply and extract valves, which include back draft shutter in the extract.

Motors

Single phase 230V-50Hz., external rotor, IP44, F Class, with thermal protection included.

Adjustable by power variation.

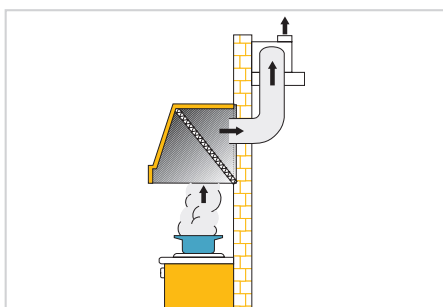
It can work up to +70°C temperature.



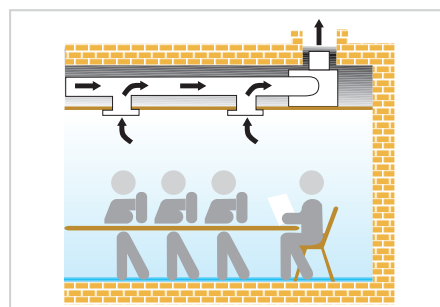
Back draft shutter

To prevent air entry when the fan is not in operation.

Specific applications



Residential cooker hood extractors.



Ventilation of offices, establishments, classrooms, etc.

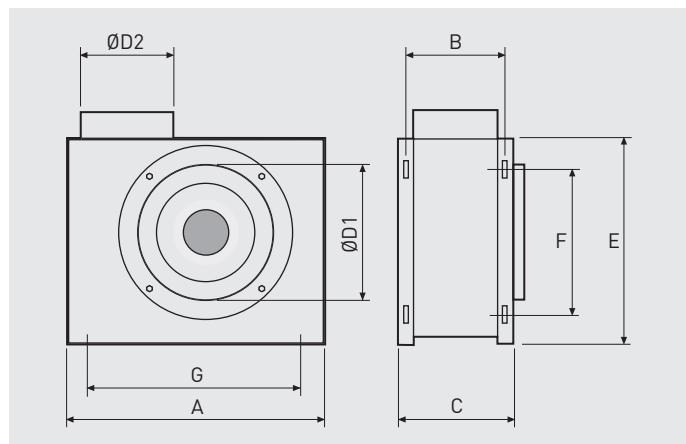
TECHNICAL CHARACTERISTICS

Before installation check that the product electrical characteristics listed on the data plate label (voltage, power, frequency, etc.) match those of the intended electrical supply.

Modelo	Speed (r.p.m.)	Maximum absorbed power (W)	Maximum absorbed current (A)	Maximum airflow (m ³ /h)	Sound pressure level* (dB(A))	Weight (kg)
CKB-800 N	2680	147	0,6	940	60	8
CKB-1500 N	2730	282	1,2	1460	65	14

* Sound pressure level measured in free field condition, at a distance of 1,5 m.

DIMENSIONS (mm)



Model	A	B	C	D1	D2	E	F	G
CKB-800 N	408	163	183	198	148	338	265	295
CKB-1500 N	469	193	213	248	198	419	346	355

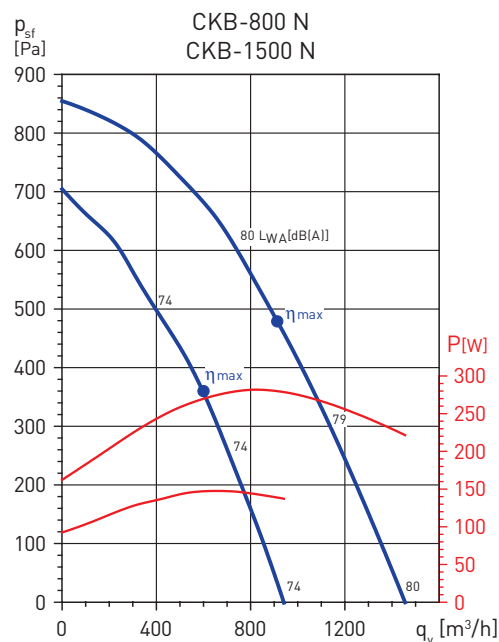
PERFORMANCE CURVES

- q_v : Airflow in m³/h and m³/s.
- p_{sf} : Static pressure in mmWG and Pa.
- Dry air at 20°C and 760 mmHg.
- Performance data in accordance with ISO 5801 and AMCA 210-99 Standards.

- MC** Measurement category
- EC** Efficiency category
- VSD** Speed control: supplied with the fan
- SR** Specific ratio
- η [%]** Total efficiency
- N** Efficiency grade
- [kW]** Absorbed power
- [m³/h]** Airflow
- [Pa]** Total pressure
- [RPM]** Speed

ErP data

	MC	EC	VSD	SR	η [%]	N	[kW]	[m ³ /h]	[Pa]	[RPM]
CKB-800 N	D	Total	No	1	47,0	66,2	0,147	596	418	2616
CKB-1500 N	D	Total	No	1	47,8	64,1	0,281	914	530	2594



MOUNTING ACCESSORIES



REB
Electronic single phase speed controllers.



GSA
Flexible aluminium ducting.



CX
Worm drive duct fixing clamps.



CT
Roof termination.



BOC
Circular air valve.