



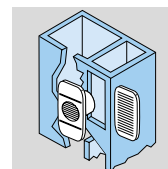
EDM-80 N

Range of axial extractors with airflow rates of 80 m<sup>3</sup>/h, for connection to 100 mm diameter circular ducting.

All the fans are manufactured from injection moulded plastic, fitted single phase 230V-50Hz, class B motor equipped with overload thermal protection. The "Z" versions incorporate long life motors fitted with ball bearings. All the fans are class II insulation, IP44 rated and suitable to operate with air temperature up to 40°C.



EDM-80 L



**Installation EDM-80 L**

Models EDM-80 L designed to substitute the ventilation rectangular grille.

### MODEL FEATURES

	N	NZ	NT	NTZ	L	LR
DISCHARGE GUIDE VANE	●	●	●	●		
FIXED 8 MIN PERIOD RUN-ON-TIMER			●	●		
ADJUSTABLE PERIOD RUN-ON-TIMER						●
DESIGN TO SUBSTITUTE THE VENTILATION RECTANGULAR GRILLE					●	●
BALL BEARINGS GREASED FOR LIFE		●		●		
WIRING DIAGRAM*	2, 3	2, 3	4, 5	4, 5	2, 3	4, 5

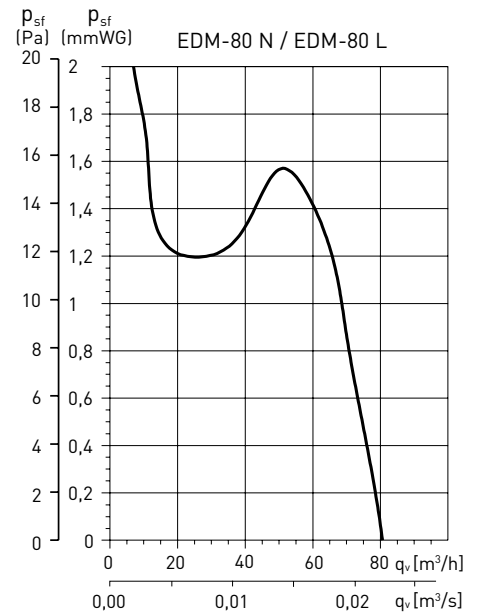
\* See section of Wiring Diagrams.

### TECHNICAL CHARACTERISTICS

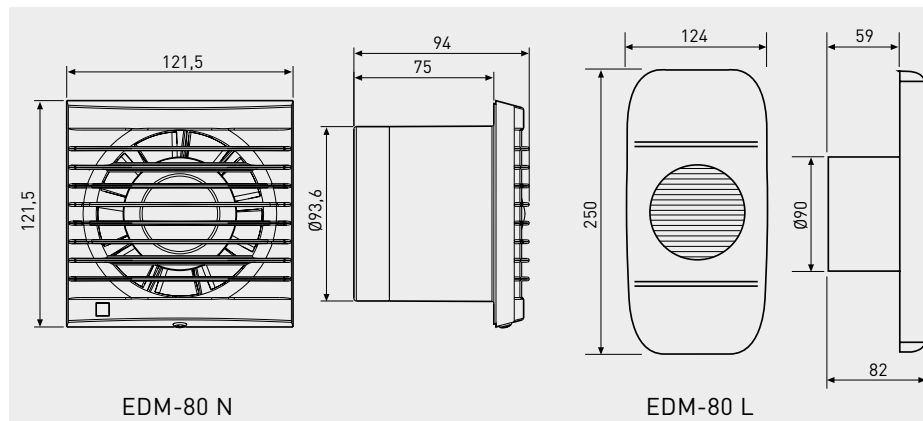
Model	Speed (rpm)	Max. abs. power at free discharge (W)	Voltage (V) 50 Hz	Sound pressure level* (dB(A))	Maximum airflow (m <sup>3</sup> /h)	IP	Ø duct (mm)	Weight (kg)
EDM-80 N	2350	9	230	33	80	Class II / IP44	100	0,4
EDM-80 L	2300	13	230	33	80	Class II / IP44	100	0,4

\* Sound pressure level measured at 1,5 m at free air conditions.

### PERFORMANCE CURVE



### DIMENSIONS (mm)



### ACCESSORIES



**GSA-100**  
Flexible aluminium ducting.



**GRA-75**  
Aluminium exterior grille.




**FIXED SHUTTER AND TELESCOPIC DUCT**  
(200 to 420 mm).



**CX-80/125**  
Worm drive ducting clip.



**PER-100W**  
Back draft shutter.



**CAR-100 CM-130**  
Back draft shutters.



EDM-100 C



EDM-100 CH



EDM-100 VM



EDM-100 12V

Range of axial extractors with airflow rates of 100 m<sup>3</sup>/h, for connection to 100 mm diameter circular ducting.

All the fans are manufactured from injection moulded plastic, fitted with neon light indicator (1) and single phase 230V-50Hz, class B motor equipped with overload thermal protection.

The "Z" versions incorporate long life motors fitted with ball bearings. All the fans are class II insulation (2), IP44 rated (3) and suitable to operate with air temperature up to 40°C.

(1) Except "S" Basic model

(2) H versions: IP30

(3) 12V Versions: IP57, class III insulation



**Back draft shutter**

To prevent air entry and limit heat leakage when the extractor is not operating. It opens due to the pressure of the air.



**Window kit**

Models V incorporate all accessories to mount within the glass.

## MODEL FEATURES

	S	SZ	T	TZ	R	RZ	HZ	C	CZ	CT	CTZ	CR	CRZ	ECZ	CHZ	VM	VMZ	12V	12VC
NEON PILOT LIGHT		•	•	•	•	•	•	•	•	•	•	•	•	•	•	•	•		•
FIXED PERIOD RUN-ON-TIMER			•	•						•	•								
ADJUSTABLE PERIOD RUN-ON-TIMER					•	•						•	•	•				*	*
AUTOMATIC SHUTTER								•	•	•	•	•	•	•	•	•	•		•
PHOTOELECTRIC CELL														•					
ADJUSTABLE HUMIDISTAT							•								•				
ON/OFF PULL CORD SWITCH							•								•	•	•		
ADAPTATION FOR GLASS																•	•		
EXTERNAL FIXED SHUTTER																•	•		
EXTRA LOW SAFETY VOLTAGE																		•	•
MOTOR WITH BALL BEARINGS		•		•		•	•		•		•		•	•	•		•		
WIRING DIAGRAM**	2, 3	2, 3	4, 5	4, 5	4, 5	4, 5	1, 4	2, 3	2, 3	4, 5	4, 5	4, 5	4, 5	1	1, 4	1	1	6	6

\* Adjustable Run-On-Timer between 1 and 30 using CT-12/14 T transformer.

\*\* See section of Wiring Diagrams.

## TECHNICAL CHARACTERISTICS

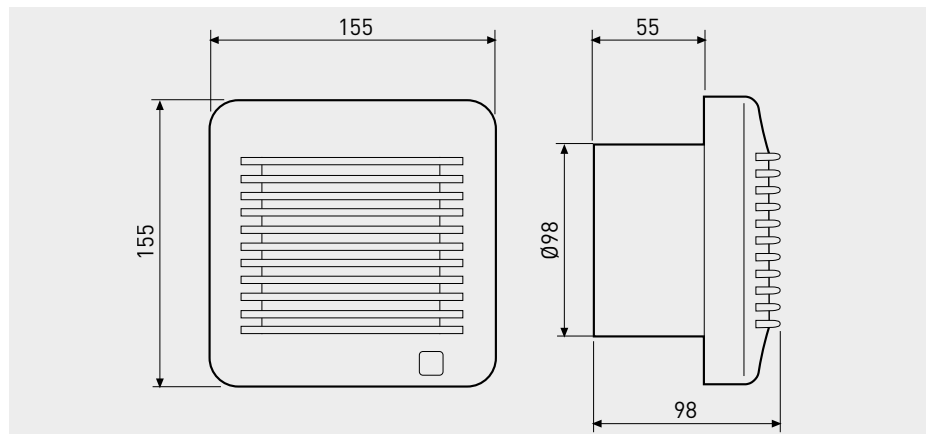
Model	Speed (rpm)	Absorbed power at free discharge (W)	Voltage (V) 50 Hz	Sound pressure level* (dB(A))	Airflow at free discharge (m³/h)	IP	Ø duct (mm)	Weight (kg)
EDM-100	2450	13***	230	40	95	Class II / IP44**	100	0,48
EDM-100S 12V	2100	7	12	37	85	Class III / IP57	100	0,48
EDM-100C 12V	2100	11	12	37	85	Class III / IP57	100	0,48

\* Sound pressure level measured at 1,5 m at free air conditions.

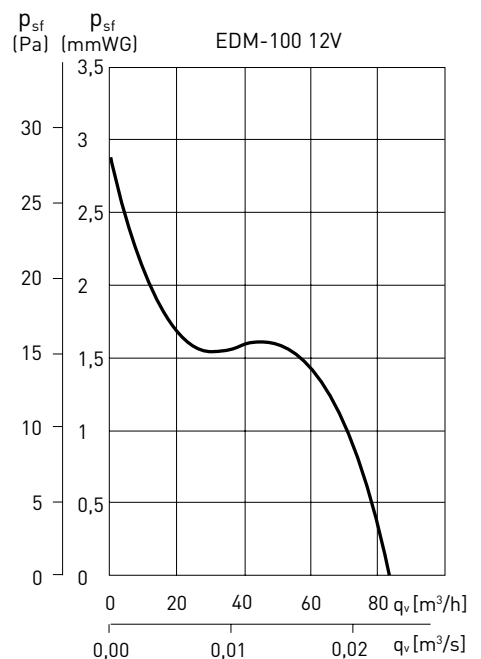
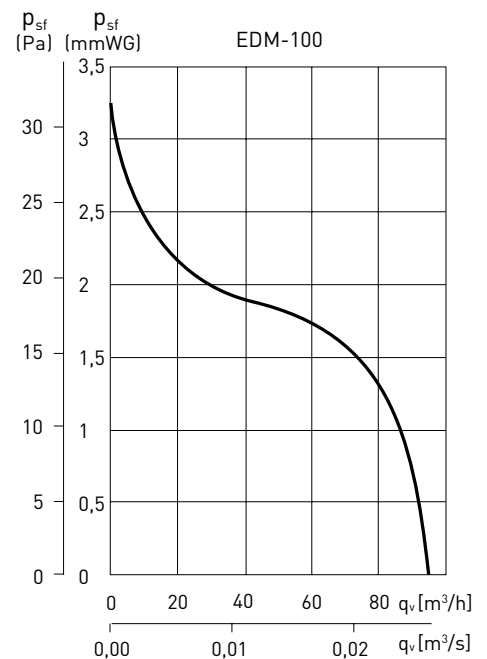
\*\* H versions: IP30.

\*\*\* C versions: 17W.

## DIMENSIONS (mm)



## PERFORMANCE CURVES



## AXIAL BATHROOM FANS Serie EDM-100 Models with special functions



### EDM-100 Models low voltage



**IP57**

PROTECTION



Model SELV (Safety Extra Low Voltage). Specially designed to operate within the shower or bath volume with total safety. They are rated 12V, Class III and IP57.

EDM-100 12V must be wired to a safety isolating **transformer CT-12/14** which must be located out of the reach of the water spray or person using a bath or shower. The transformer is IP21, class II insulation and protected by fuse. Also available, **Transformer CT12/14 R**, supplied with adjustable run-on-timer between 1 to 30 minutes.

#### KITS EDM-100 12V + CT

Kit integrated by an extractor EDM-100 12V and a safety isolating transformer CT.

Versions:

KIT EDM-100 S 12V + CT-12/14

KIT EDM-100 S 12V + CT-12/14 R

KIT EDM-100 C 12V + CT-12/14

KIT EDM-100 C 12V + CT-12/14 R

### ACCESSORIES



**GSA-100**  
Flexible aluminium ducting.



**GRA-75**  
Aluminium exterior grille.



**FIXED SHUTTER AND TELESCOPIC DUCT**  
(200 to 420 mm).



**CX-80/125**  
Worm drive ducting clip.



**PER-100W**  
Back draft shutter.



**CAR-100  
CM-130**  
Back draft shutters.



EDM-200 C



EDM-200 CH

Range of axial extractors with airflow rates of 180 m<sup>3</sup>/h, for connection to 120 mm diameter circular ducting.

All the fans are manufactured from injection moulded plastic, fitted with neon light indicator and single phase 230V-50Hz, class B motor equipped with overload thermal protection. The "Z" versions incorporate long life motors fitted with ball bearings. All the fans are class II insulation, IP44 rated (1) and suitable to operate with air temperature up to 40°C.

(1) H versions: IP40



Models C fitted with back draft shutter

## MODEL FEATURES

	S	SZ	C	CZ	CR	CH	CHZ
NEON PILOT LIGHT	●	●	●	●	●	●	●
FIXED PERIOD RUN-ON-TIMER							
ADJUSTABLE PERIOD RUN-ON-TIMER					●		
AUTOMATIC SHUTTER			●	●	●	●	●
ADJUSTABLE HUMIDISTAT						●	●
ON/OFF PULL CORD SWITCH						●	●
MOTOR WITH BALL BEARINGS		●		●			●
WIRING DIAGRAM*	2, 3	2, 3	2, 3	2, 3	4, 5	1, 4	1, 4

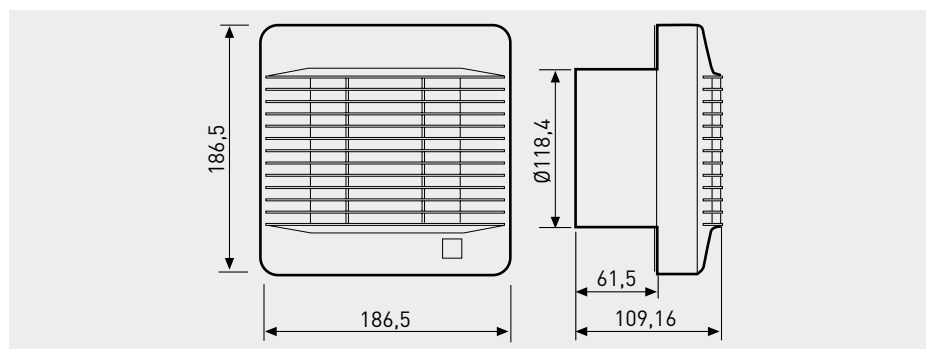
\* See section of Wiring Diagrams.

## TECHNICAL CHARACTERISTICS

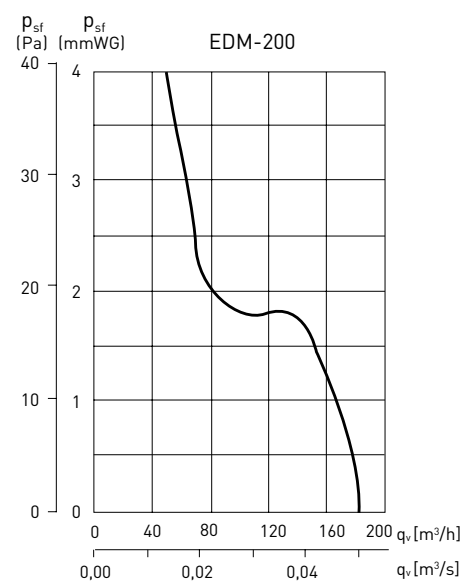
Model	Speed (rpm)	Absorbed power at free discharge (W)	Voltage (V) 50 Hz	Sound pressure level* (dB(A))	Airflow at free discharge (m <sup>3</sup> /h)	IP	Ø duct (mm)	Weight (kg)
EDM-200	2500	25	230	42	180	Class II / IP44	120	0,9

\* Sound pressure level measured at 1,5 m at free air conditions.

## DIMENSIONS (mm)



## PERFORMANCE CURVE




## ACCESSORIES



**GSA-125**  
Flexible aluminium ducting.



**GRA-100**  
Aluminium exterior grille.



**CAR-100**  
**CM-130**  
Back draft shutter.



**CX-125/215**  
Worm drive ducting clip.



**PER-125W**  
Back draft shutter.



**WINDOW KIT 200**  
Accessory to allow EDM-200 in a window.